



**3rd International Conference on Green Energy and Technology
&
IEEESBDU Student Conference on Science & Engineering (SCSE)**
<http://cennser.org/ICGET>
<http://aa.binbd.com/scse>

FINAL PROGRAM

11 September 2015

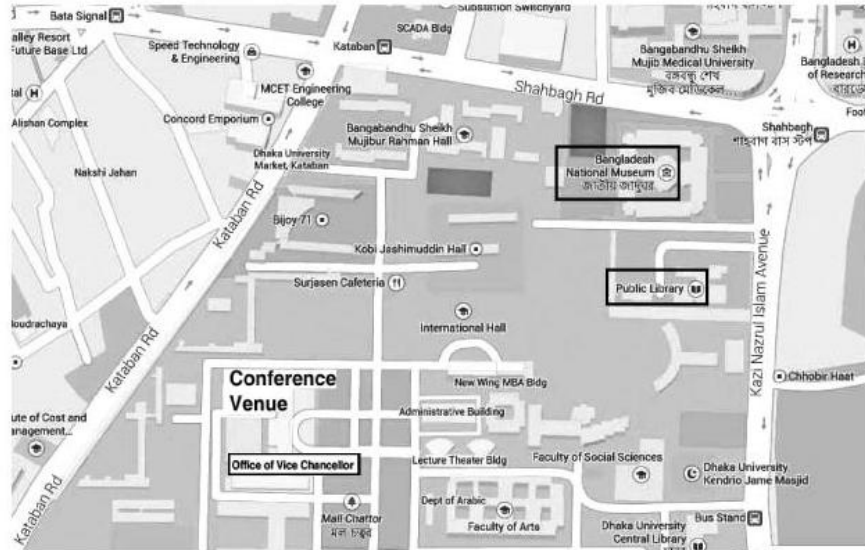
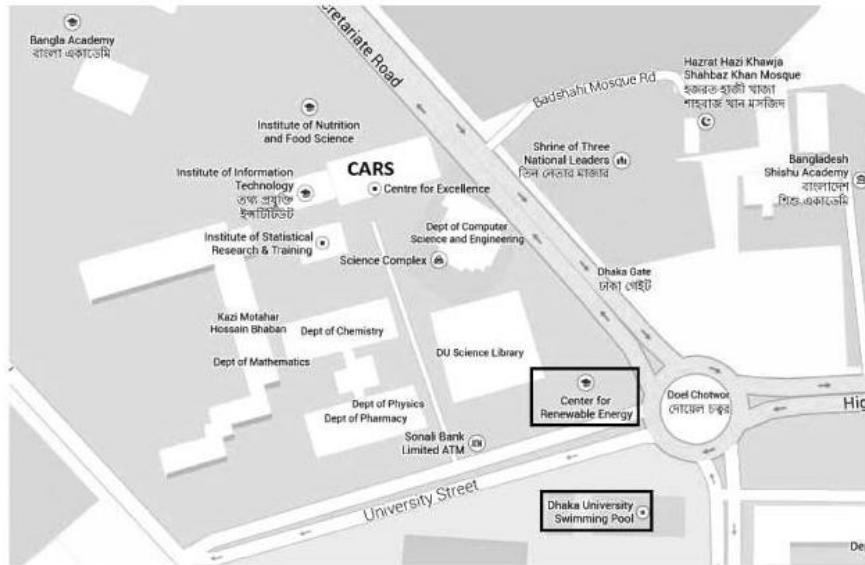
PROGRAM & VENUE-MAP & POSTER-GUIDE

Time	Program
0730 ~ 0830	REGISTRATION & Conference Kit Collection
0845 ~ 0900	Inauguration: AAMS Arefin Siddique, Hon'ble Vice-Chancellor, University of Dhaka, Bangladesh Md. Atiqur Rahman Ahad, General Chair, ICGET, SCSE Hiroyuki Miyake, General Chair, ICGET K. Siddique-e Rabbani, General Chair, SCSE
0900 ~ 0940	Keynote Speech – 1: Hirofumi Hara, <i>MJIT, University Technology Malaysia (UTM), Malaysia</i>
0900 ~	Project Exhibition starts & 1 st evaluation from 1000.
0940 ~ 1040	Interactive Poster Session: ICGET11: 5, 57, 63, 65, 82, 83, 95, 98 Interactive Poster Session: ICGET12: 43, 45, 47, 51, 67, 68, 73, 84 Interactive Poster Session: ICGET13: 20, 40, 52, 53, 85, 91, 94
1020 ~ 1040	BREAK
1040 ~ 1120	Keynote Speech – 2: Rezwan Khan, <i>United International University, Bangladesh</i>
1120 ~ 1200	Keynote Speech – 3: Nowshad Amin, <i>Universiti Kebangsaan Malaysia (UKM), Malaysia</i>
1200 ~ 1240	Keynote Speech – 4: Nazmul Ahsan, <i>The University of Tokyo, Japan</i>
1240 ~ 1400	LUNCH BREAK
1400 ~ 1450	Interactive Poster Session: SCSE01: 3,5,6,12,19,20,21,22,25,26,27 Interactive Poster Session: SCSE02: 28,30,31,32,34,35,36,37,38,39,40 Interactive Poster Session: SCSE03: 42,44,45,46,47,51,52,53,54,55
1450 ~ 1530	Keynote Speech – 5: Abdulrahman Alamoud, <i>King Saud University (KSU), KSA</i>
1530 ~ 1610	Keynote Speech – 6: Hiroyuki Miyake, <i>The University of Kitakyushu, Japan</i>
1610 ~ 1630	BREAK
1600 ~	Project Exhibition – 2 nd evaluation.
1610 ~ 1710	Interactive Poster Session: ICGET21: 50, 54, 59, 61, 71, 89, 97, 102 Interactive Poster Session: ICGET22: 23, 37, 48, 76, 78, 88, 90, 92 Interactive Poster Session: ICGET23: 6, 38, 60, 70, 72, 81, 100
1710 ~ 1750	Keynote Speech – 7: K. Siddique-e Rabbani, <i>University of Dhaka, Bangladesh</i>
1750 ~ 1820	Closing & Award Ceremony: Nasreen Ahmad, Hon'ble Pro Vice-Chancellor (Academic), University of Dhaka Other distinguished guests.
Dinner (only with selected guests)	

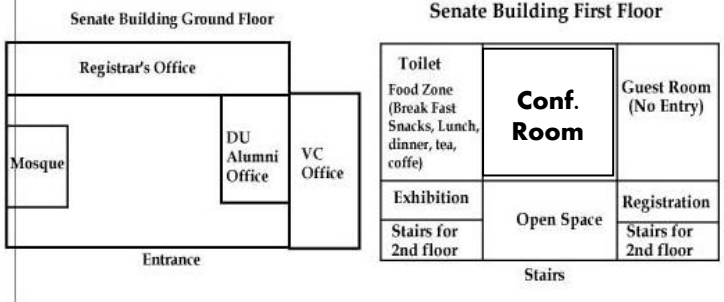
12 September 2015

Conference Tour (selected guests only)

University of Dhaka - MAP



Venue Layout



Find the Venue Layout & Map

Instructions on *Interactive Poster Session (IPS)*

NO need to submit your poster to us. Bring your poster during the conference and find your poster-stand.

- Poster size:** For interactive poster sessions – available poster surface area is restricted to **A0 International** (841mm x 1189mm, or 33.11 inches x 46.81 inches). Authors will print, and will bring to the conference venue by themselves, place the poster to the assigned poster stand [marked by paper ID] and be there to present during your presentation time. Do NOT post it to the committee ahead, and we are not responsible to put it on behalf of author(s). ALL presented papers for ICGET15 will be sent for IEEE Xplorer.
- This is the session covering 1 hr each, where presenters will display their posters in the assigned boards and present their works to dedicated Session Chairs for each session.
- Session Chairs will select some papers for Journals' Special Issues. Therefore, it is recommended that you prepare well for this.
- You may print some materials of your work and distribute to those who are attending your session. Please note that you are NOT allowed to distribute any materials other than your exact paper, which is presenting in the session.
- Multi-presenters can attend the IPS and present the paper, and you can use your laptops to show video and other presentations related to your work.
- Push pins will be provided.
- Poster boards will be numbered. Your poster number will be the number of your Paper ID, as in CMT.**
- Your poster is only displayed during your poster session. Please take down your poster at the end of your session. Else, we will have to clean to prepare for next sessions.
- The Session Chairs will move from one poster to the next consecutively. There are no formal PowerPoint presentations for interactive poster sessions.

Some suggestions on developing content for your interactive poster session:

- Title of the paper and author details at the top.
- After that mention the *originality* or *contribution* of your work in 25 words or less.
- Then add as you want – covering research objectives, content, methods, flowcharts if any, experimental results and analysis, good points and shortcomings of your work, Conclusion, Future works, key references if required, etc. [you can decide what to keep and how to design!]
- Use more images/graphics and try to avoid too much text.
- Point-wise presentation may look better than inserting full sentences, let alone pasting a paragraph.
- Avoid using UPPER CASE and avoid using more than two types of fonts.
- Add only the required equations.
- Do not mention what is evident in usual text book or well-known materials.
- Keep the size of texts in such a manner that one can read it from a few meters far.

Visit <http://www.writing.engr.psu.edu/posters.html> for some sample posters.

For any query regarding final program, please contact to atiqahad@...